

Music is made up of **short** notes and **long** notes.
We measure their lengths by **counting**.

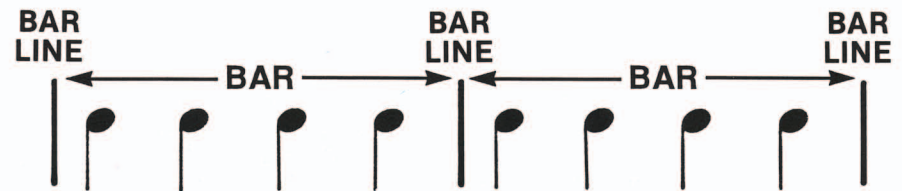
CROTCHET or QUARTER NOTE

a short note.

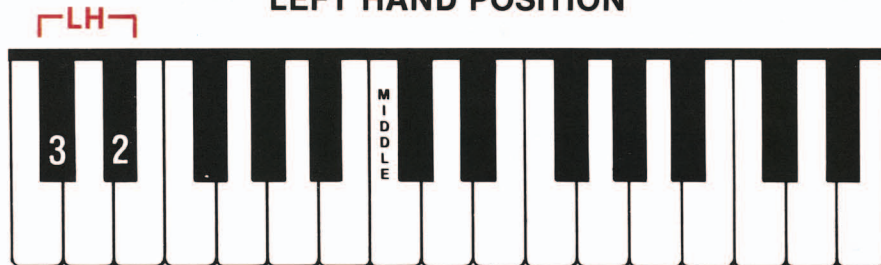
COUNT: "One"



BAR LINES divide the music into equal **BAR**S.



LEFT HAND POSITION

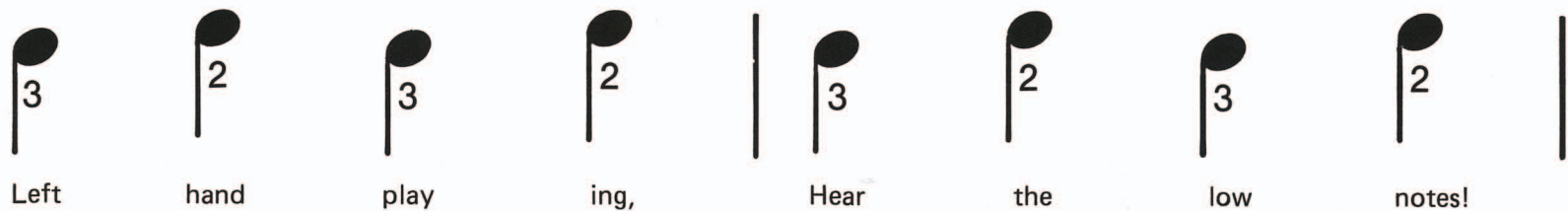


Left Hand Playing

1. Clap (or tap) ONCE for each note, counting aloud.
2. Play & say the finger numbers.
3. Play & sing the words.


(Note-stems
DOWN for
LH notes)

LH Fingers:



You are now ready to begin Prep FLASH CARDS, Level A.

C Position on the Grand Stave



“Position C”

mf “C D E F G,” That’s “PO - SI - TION C.”

LH 5

RH 1

UP to tre - ble G DOWN to mid - dle C.